



Electric Chain Hoists & Rope Hoists

Electric chain hoists

Standard S series



250kg to 5t
Hook suspension type
With motor trolley-ET
With motor trolley-ST

High speed type F series



1 to 20t
Hook suspension type
With motor trolley-ET
With motor trolley-ST

Rope hoists

Standard headroom type



1/2 to 20t
·Suspension type
·Manual driven trolley
·Chain driven trolley
·Motorized trolley

V series (with high function) Low headroom type



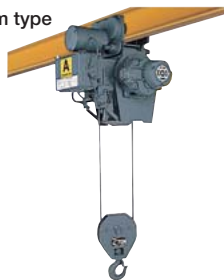
1/2 to 5t
·Suspension type
·Manual driven trolley
·Chain driven trolley
·Motorized trolley

Double-rail type



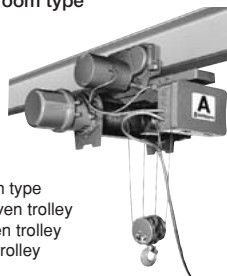
2 to 30t
With aligning trolley

A series (for practical use) Standard headroom type




1 to 3t
·Suspension type
·Manual driven trolley
·Chain driven trolley
·Motorized trolley

Low headroom type



1 to 3t
·Suspension type
·Manual driven trolley
·Chain driven trolley
·Motorized trolley

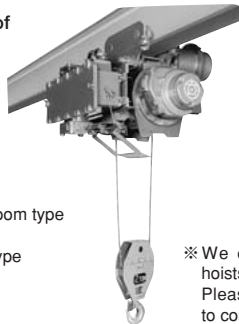
With creep speed for hoisting



Standard headroom type 1/2 to 20t
Low headroom type 1/2 to 5t
Double-rail type hoist 2 to 30t

Dedicated purpose hoists

Explosion-proof hoist

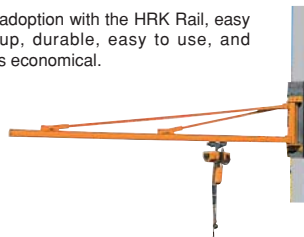


Standard head room type
· 1 to 5t
Low headroom type
· 1 to 5t
Double-rail type
· 2 to 5t

※ We can produce any hoists on your demand. Please do not hesitate to contact us

Jib crane kits

By adoption with the HRK Rail, easy setup, durable, easy to use, and thus economical.



Capacity	Model	Jib length(m)
1/4	JR3-103	3.3
	JR3-105	5.3
1/2	JR3-103	3.3
	JR3-105	5.3

Attention.

1. With a cable carrier for manual driven trolley
2. Bolt for setup is not included. Prepare high tension bolts, please.

Crane saddles

Toprun type Max. wheel load 1.0 to 11.2t



TH₅-10/TH₅-28/TH₅-30/
THL₅-30/TH₅-56/
THL₅-56/TH-112



TL₅-10/TL₅-28



SL₅-10/SL₅-28/SL₅-30/SL₅-56

Suspension type Max. wheel load 1.0 to 5.6t